

## ProZone Match Analysis

International Friendly

Emirates Stadium

Tuesday 06/02/2007

### Team Sheet



Brazil

0



Portugal

2

- 1 Da Helton
- 2 Sisenado Maicon
- 3 Lucio
- 4 Juan
- 5 Edmilson
- 6 Gilberto
- 7 Elano
- 8 Gilberto Silva
- 9 Fred
- 10 Kaka
- 11 Rafael Sobis

- 1 Ricardo Pereira
- 3 Marco Caneira
- 4 Jorge Andrade
- 8 Armando Petit
- 13 Miguel
- 16 Ricardo Carvalho
- 17 Cristiano Ronaldo
- 19 Tiago
- 20 Deco
- 23 Helder Postiga
- 27 Ricardo Quaresma

- 14 Luisao
- 19 Adriano
- 17 Paulo Tinga
- 13 Daniel Alves
- 18 Ribas Diego

- 2 Paulo Ferreira
- 10 Hugo Viana
- 11 Simao Sabrosa
- 28 Joao Moutinho
- 21 Nuno Gomes



### Match Overview



10 (6)	Shots	13 (6)
419 (361)	Passes	374 (320)
86.2%	Pass Success Rate (%)	85.6%
13	Crosses	8
53	Final Third Entries	40
27	Penalty Area Entries	15
52.1%	Possession	47.9%



## Brazil

## Main Events



	Shots	Attempted Passes	% Of Successful Passes	Balls Received	Crosses	Headers	Free Kicks	Final Third Entries	Penalty Area Entries	Dribbles	Clearances	Tackles	Interceptions
STARTING XI	1 Da Helton	0	10	80	15	0	4	1	0	0	6	0	1
	2 Sisenado Maicon	1	20	90	27	1	3	0	2	1	0	2	0
	3 Lucio	1	24	96	22	0	6	5	3	0	5	3	15
	4 Juan	0	17	88	15	0	1	0	2	0	3	3	7
	5 Edmilson	0	33	85	30	0	1	2	6	0	0	0	5
	6 Gilberto	0	46	76	47	2	4	0	11	4	0	4	6
	7 Elano	3	57	91	68	3	4	9	6	13	0	2	7
	8 Gilberto Silva	1	58	83	54	0	4	0	7	0	0	0	8
	9 Fred	0	14	79	25	0	4	0	3	1	0	0	1
	10 Kaka	1	42	83	53	2	1	2	3	4	0	0	2
	11 Rafael Sobis	2	14	93	21	1	1	0	0	0	0	0	2
SUBS	14 Luisao	0	20	100	16	0	5	2	1	0	0	0	3
	19 Adriano	1	12	83	18	0	2	0	3	1	0	0	1
	17 Paulo Tinga	0	15	93	15	0	1	0	2	0	0	1	2
	13 Daniel Alves	0	15	67	16	3	2	0	3	2	0	0	3
	18 Ribas Diego	0	22	96	23	1	0	1	0	1	0	0	2
Totals	10	419	85	465	13	39	25	53	27	0	23	47	95

## Summary

- 3 Lucio had the highest pass completion percentage with 96 %
- 7 Elano received the most balls with 68
- 7 Elano had the most shots with 3
- 7 Elano had the most crosses with 3
- 3 Lucio won the most headers with 6



## Portugal

## Main Events



	Shots	Attempted Passes	% Of Successful Passes	Balls Received	Crosses	Headers	Free Kicks	Final Third Entries	Penalty Area Entries	Dribbles	Clearances	Tackles	Interceptions	
STARTING XI	1 Ricardo Pereira	0	13	77	13	0	0	4	4	0	0	2	0	2
	3 Marco Caneira	0	12	92	10	0	3	0	6	1	0	1	3	8
	4 Jorge Andrade	0	25	76	25	0	4	0	1	2	0	12	5	14
	8 Armando Petit	0	45	87	46	0	8	4	3	0	0	6	9	15
	13 Miguel	0	34	79	38	2	4	3	6	1	0	4	3	12
	16 Ricardo Carvalho	2	27	89	26	0	4	1	2	0	0	4	3	10
	17 Cristiano Ronaldo	2	26	89	34	1	5	2	3	1	0	0	3	12
	19 Tiago	0	44	100	42	1	3	0	3	2	0	0	2	9
	20 Deco	1	34	85	39	0	2	8	2	4	0	0	2	10
	23 Helder Postiga	2	14	79	21	0	6	0	2	0	0	0	1	2
	27 Ricardo Quaresma	3	26	77	39	3	0	1	4	3	1	1	1	5
SUBS	2 Paulo Ferreira	0	30	87	29	0	1	0	2	0	0	2	6	5
	10 Hugo Viana	1	21	81	24	1	1	1	2	0	0	0	2	2
	11 Simao Sabrosa	2	10	70	10	0	1	1	0	1	0	0	0	4
	28 Joao Moutinho	0	10	100	11	0	1	0	0	0	0	0	1	1
	21 Nuno Gomes	0	2	100	3	0	1	0	0	0	0	0	0	0
Totals	13	373		410	8	44	25	40	15	1	32	41	111	

## Summary

19 Tiago had the highest pass completion percentage with 100 %

8 Armando Petit received the most balls with 46

27 Ricardo Quaresma had the most shots with 3

27 Ricardo Quaresma had the most crosses with 3

8 Armando Petit won the most headers with 8

## ProZone Match Analysis

### Passing Analysis



	Receiver																	TOTAL
	1 Da Helton	2 Sisenado Maicon	3 Lucio	4 Juan	5 Edmilson	6 Gilberto	7 Elano	8 Gilberto Silva	9 Fred	10 Kaka	11 Rafael Sobis	14 Luisao	19 Adriano	17 Paulo Tinga	13 Daniel Alves	18 Ribas Diego		
1 Da Helton																		8
2 Sisenado Maicon	2			1	1	1	5	4		3			1					18
3 Lucio	4			1	2		5	4	1			3	2			1		23
4 Juan	3		3		2	5				2								15
5 Edmilson	1	1	4	2		5	2	9	1	2	1							28
6 Gilberto	1			2	3		1	1	2	11	7	3	1			3		35
7 Elano	1	7	4			5		10	2	7		4	2	5	4	1		52
8 Gilberto Silva	1	4	2	1	6	3	14		1	6	1	1		2	1	5		48
9 Fred		1				4	2	1			1							11
10 Kaka		2		1	5	3	2	6	4		2		2	2	2	4		35
11 Rafael Sobis	1			1		3	2	3		3							2	13
14 Luisao	2	1	1		3	3	4		1				1	2		2	5	20
19 Adriano		1				2	1		1	1				1	1	2		19
17 Paulo Tinga						2	3	1		4		1			1	2		14
13 Daniel Alves							4	2		3						1		10
18 Ribas Diego						3	7	3		3				2	3			21
																		0
TOTAL	16	19	15	10	22	40	52	44	13	47	13	13	9	14	13	21	0	

Top Passer: **52 7 Elano**

Top Receiver: **52 7 Elano**

## ProZone Match Analysis

### Passing Analysis



		Receiver																	
		1 Ricardo Pereira	3 Marco Caneira	4 Jorge Andrade	8 Armando Petit	13 Miguel	16 Ricardo Carvalho	17 Cristiano Ronaldo	19 Tiago	20 Deco	23 Helder Postiga	27 Ricardo Quaresma	2 Paulo Ferreira	10 Hugo Viana	11 Simao Sabrosa	28 Joao Moutinho	21 Nuno Gomes	5 Freitas Fernando Meira	TOTAL
1 Ricardo Pereira				1	1	5	1						2						10
3 Marco Caneira	1		1					1	3	1	4								11
4 Jorge Andrade	3	2		4	1	3						5		1					19
8 Armando Petit	3	2	6		5	2	3	2	6	1	4	2	2		1				39
13 Miguel				4		4	5		2	5	2		3	1			1		27
16 Ricardo Carvalho	5	2	2	3	1			9	1			1							24
17 Cristiano Ronaldo		1		5	2	1		2	6	3	3								23
19 Tiago		2	2	7	9	3	4		6	5	2	3	1						44
20 Deco		1	1	4	1	1	8	8			4	1							29
23 Helder Postiga		1			3		2	2			2	1							11
27 Ricardo Quaresma			1	1	2	1	2	1	2	1		4	1		4		1		20
2 Paulo Ferreira			2	2				2			6		8	3	2	1	1		26
10 Hugo Viana			2	4	2	1		1			1	5		1					18
11 Simao Sabrosa			1		1								1		3	1			7
28 Joao Moutinho			1	3	2						2	1	1						10
21 Nuno Gomes													1	1					2
5 Freitas Fernando Meira			1																1
TOTAL		12	11	21	38	34	17	24	28	26	16	30	25	18	7	10	2	1	

Top Passer: **44 17 Cristiano Ronaldo**

Top Receiver: **38 17 Cristiano Ronaldo**

## ProZone Match Analysis



Brazil

v

Portugal



Brazil

Portugal

Success		
419	Passes Attempted	374
361	Successful	320
58	Unsuccessful	54
86.2%	Success Rate	85.6%

% Successful	% of Passes	Number	Direction	Number	% of Passes	% Successful
53.89%	39.9%	167	Forwards	150	40.1%	59.3%
81.40%	20.5%	86	Backwards	96	25.7%	71.9%
75.90%	39.6%	166	Sideways	128	34.2%	77.3%

% Successful	% of Passes	Number	Distance	Number	% of Passes	% Successful
68.79%	33.7%	141	Short (0-10 m)	125	33.4%	68.8%
70.22%	53.7%	225	Medium (10-25 m)	196	52.4%	72.4%
58.49%	12.6%	53	Long (25+ m)	53	14.2%	54.7%

% Successful	Top Passers (Starting XI)			% Successful
95.8	3 Lucio	Defence	3 Marco Caneira	92
91.2	7 Elano	Midfield	19 Tiago	100
92.9	11 Rafael Sobis	Attack	23 Helder Postiga	79



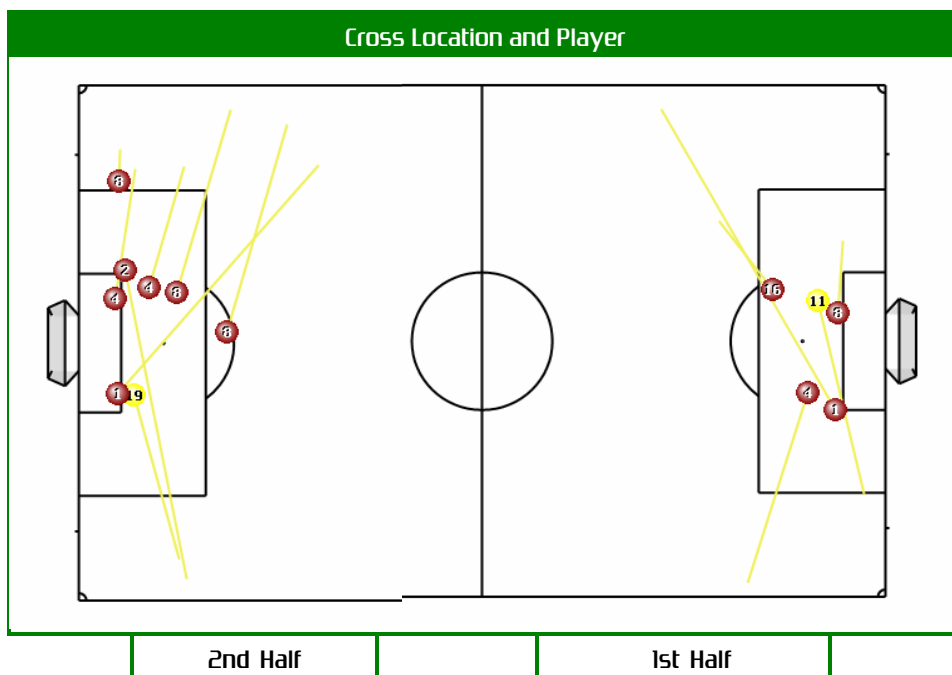
## Brazil

### Crossing Analysis

	1st Half	2nd Half	Total
Crosses	10	9	19
Successful	1	1	2
Unsuccessful	9	8	17
Crosses from the Right	3	6	9
Crosses from the Left	7	3	10

Outcome of Cross	
Cleared by Defence	9
Cleared by Keeper	0
Claimed by Keeper	2
Met by attacking player	1
Led to Attempt on Goal	1
Ball out of Play	0

Top 5 Crossers	
Elano	3
Daniel Alves	3
Kaka	2
Gilberto	2
Rafael Sobis	1





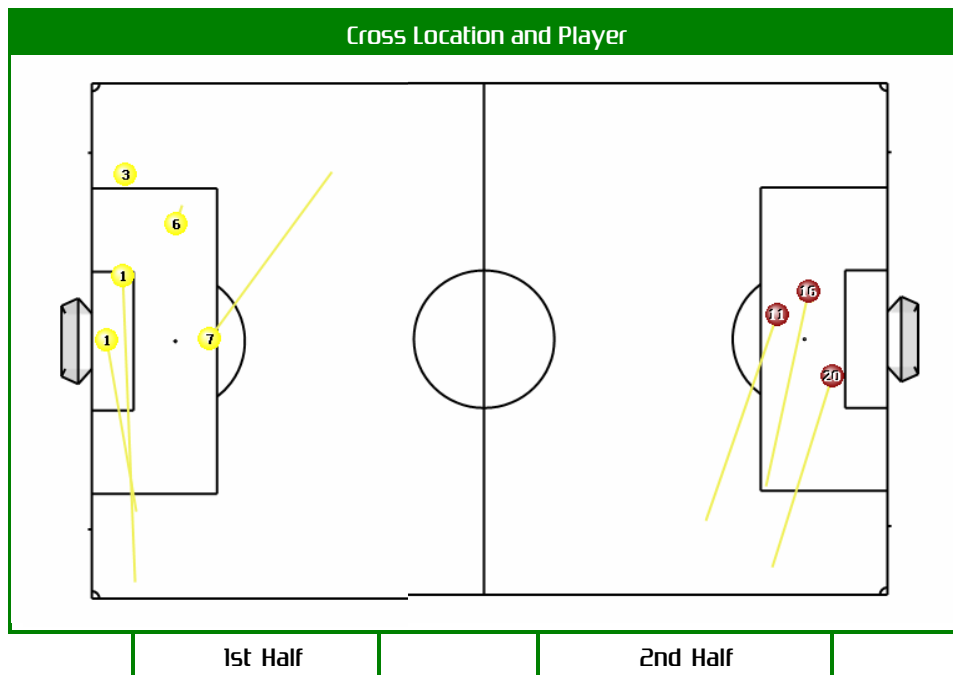
Portugal

Crossing Analysis

	1st Half	2nd Half	Total
Crosses	8	6	14
Successful	0	3	3
Unsuccessful	8	3	11
Crosses from the Right	6	4	10
Crosses from the Left	2	2	4

Outcome of Cross	
Cleared by Defence	3
Cleared by Keeper	0
Claimed by Keeper	2
Met by attacking player	1
Led to Attempt on Goal	2
Ball out of Play	0

Top 5 Crossers	
Ricardo Quaresma	3
Miguel	2
Tiago	1
Cristiano Ronaldo	1
Hugo Viana	1





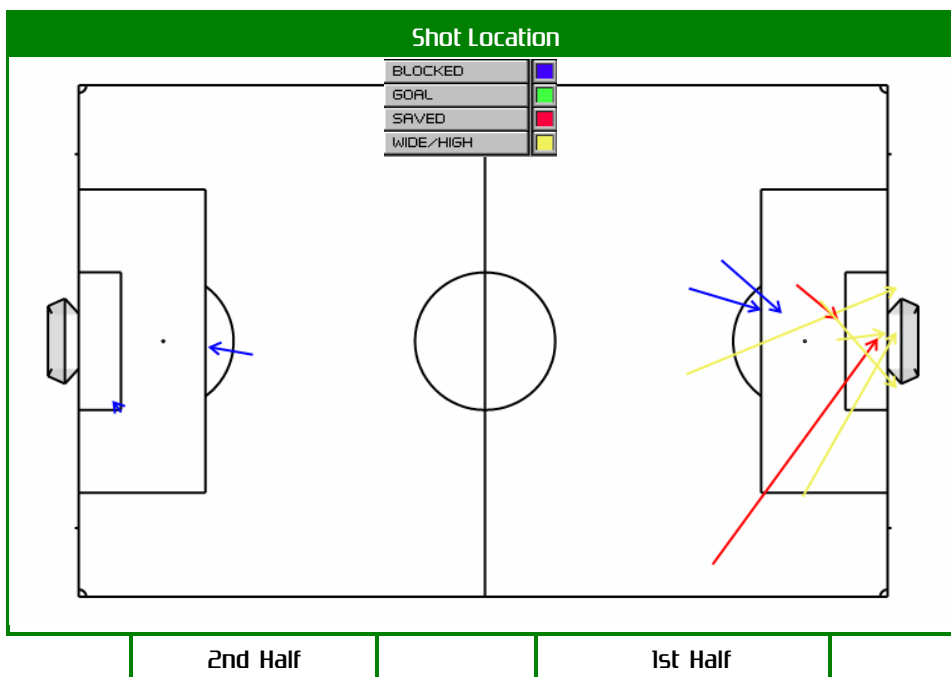


Brazil

Shot Analysis

	1st Half	2nd Half	Total
Goals	0	0	0
Shots	8	2	10
On Target	4	2	6
Off Target	4	0	4
Blocked	2	2	4
Shooting Accuracy	50.00%	100.00%	60.00%

	Inside Box	Outside Box
Goals	0	0
Shots	5	5
On Target	3	3
Off Target	2	2
Blocked	2	2
Shooting Accuracy	60.00%	60.00%



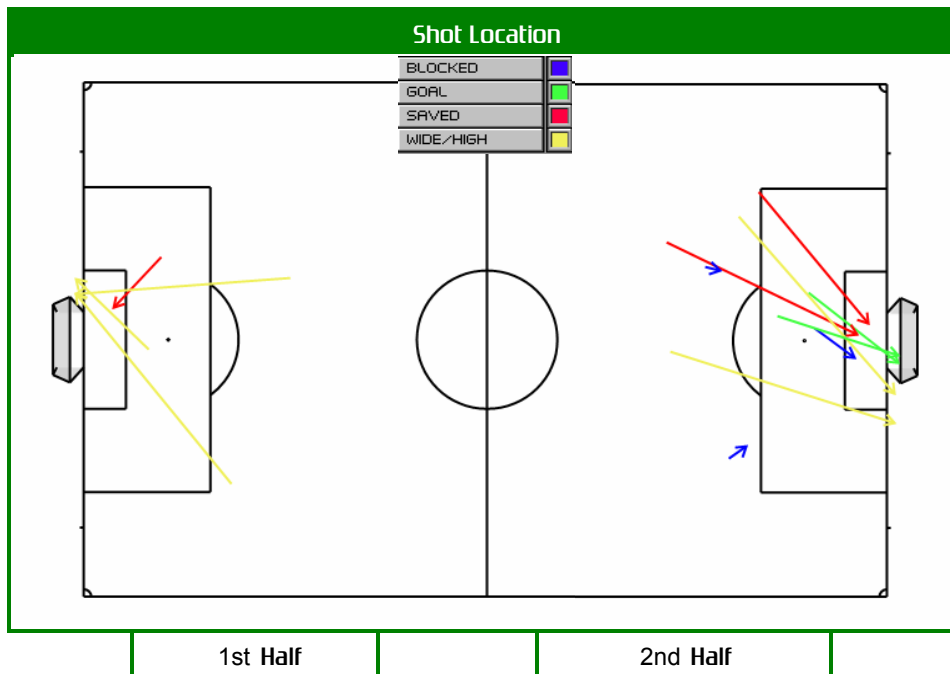


Portugal

Shot Analysis

	1st Half	2nd Half	Total
Goals	0	2	1
Shots	4	9	13
On Target	4	5	9
Off Target	1	4	5
Blocked	3	0	3
Shooting Accuracy	100.00%	55.56%	69.23%

	Inside Box	Outside box
Goals	2	0
Shots	8	5
On Target	6	3
Off Target	2	2
Blocked	1	2
Shooting Accuracy	75.00%	60.00%



Starting Line-Ups - Tactical Statistics



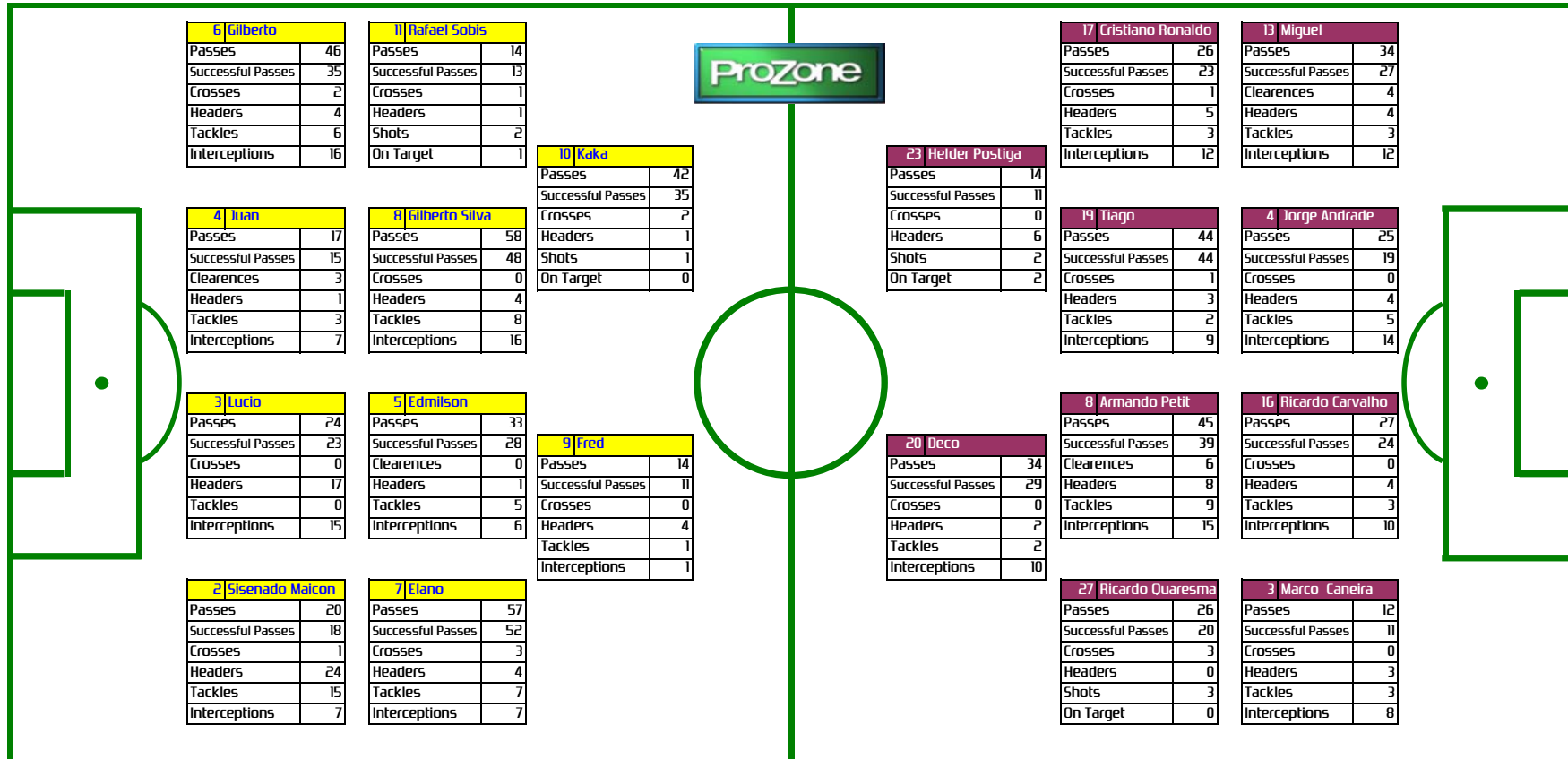
Brazil

Formation: 4-4-2



Portugal

Formation: 4-4-2



Starting Line-Ups - Fitness Statistics




Brazil

Formation: 4-4-2



Portugal

Formation: 4-4-2



## ProZone Match Analysis

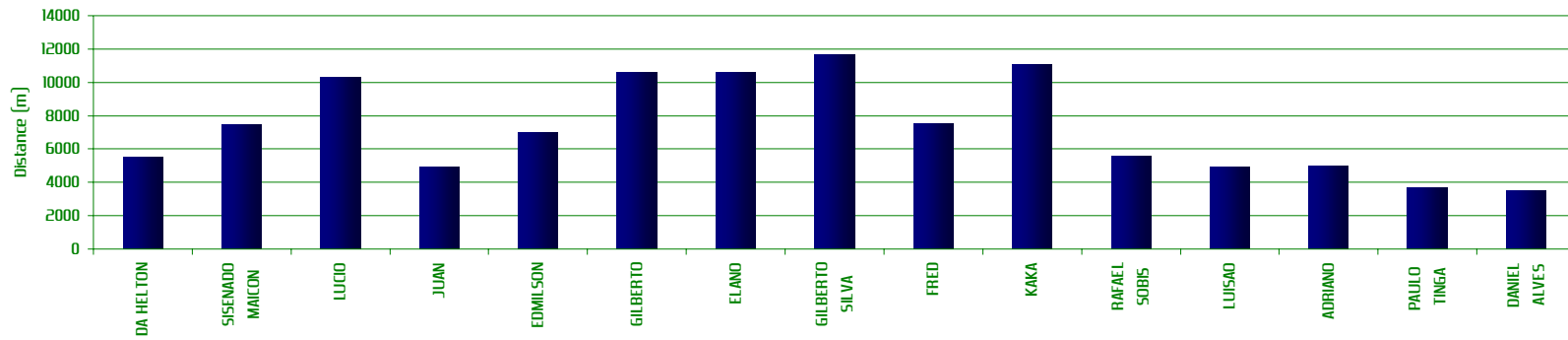
### Fitness Data Analysis (ex. Gk)

			Activity Profile									
		Mins Played	Total Distance (m)	Sprint Dist. (m)	HSR Dist. (m)	Run Dist.(m)	Jog Dist. (m)	Walk Dist. (m)	Standing Dist (m)	No. of Sprints	No. o H.I.Activities	H.I.Distance
Starting Line - Up	DA HELTON	95	5497	39	85	251	1051	4012	59	8	21	124
	SISENADO MAICON	65	7451	249	543	1123	2855	2668	13	33	91	792
	LUCIO	95	10273	235	547	1612	3795	4065	19	34	104	783
	JUAN	46	4934	52	213	613	2218	1826	13	7	31	265
	EDMILSON	64	6965	81	295	1053	2672	2852	12	15	55	376
	GILBERTO	95	10610	341	783	1760	3859	3846	22	46	126	1123
	ELANO	95	10583	311	790	1588	4133	3733	27	40	128	1101
	GILBERTO SILVA	95	11658	259	587	1746	5327	3723	17	27	113	845
	FRED	69	7527	82	467	1476	2806	2672	24	15	83	549
	KAKA	95	11089	267	707	1840	4639	3616	21	39	124	974
Subs	RAFAEL SOBIS	46	5563	105	420	1005	2028	1996	9	12	59	525
	LUISAO	48	4937	79	205	713	2070	1852	17	11	45	284
	ADRIANO	48	4956	119	317	667	1777	2062	15	19	49	435
	PAULO TINGA	31	3668	84	277	573	1567	1160	8	15	40	360
	DANIEL ALVES	30	3505	132	331	642	1295	1096	9	15	55	462
Summary (Excluding Gk and SUBS)												
Total			86654	1981	5352	13816	34331	30998	176	268	914	7333
Average			8665	198	535	1382	3433	3100	18	27	91	733
Maximum			11658	341	790	1840	5327	4065	27	46	128	1123
Minimum			4934	52	213	613	2028	1826	9	7	31	265

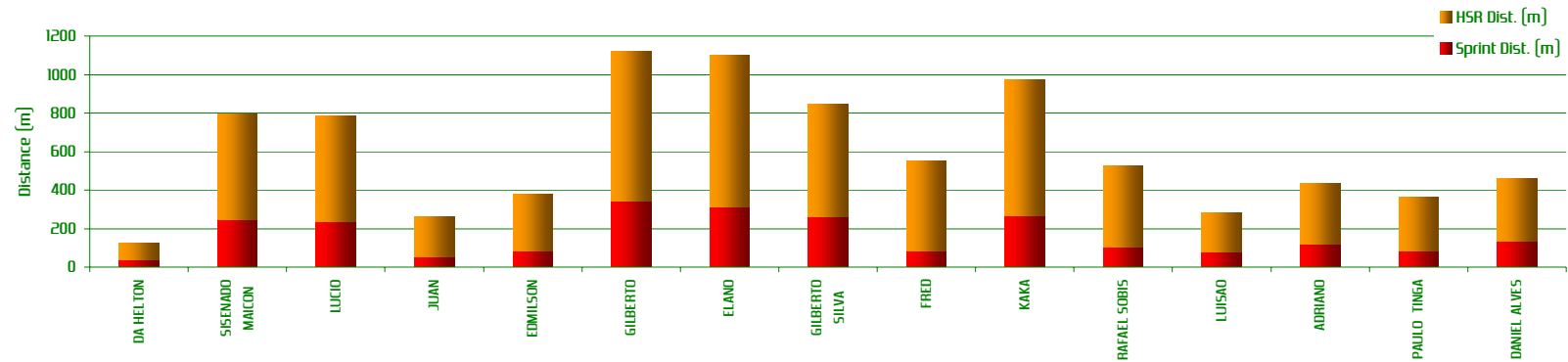


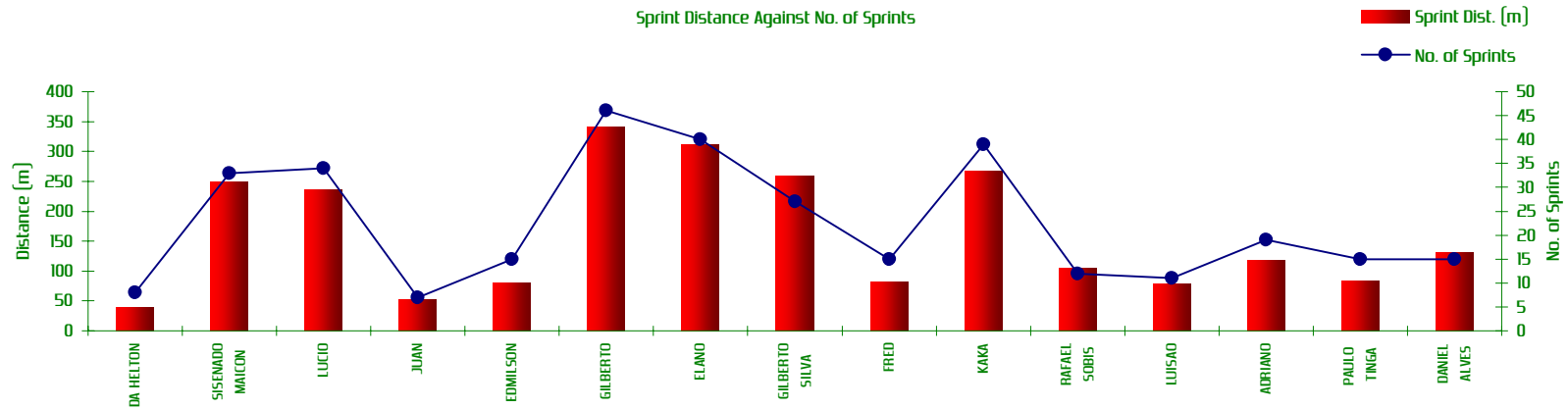
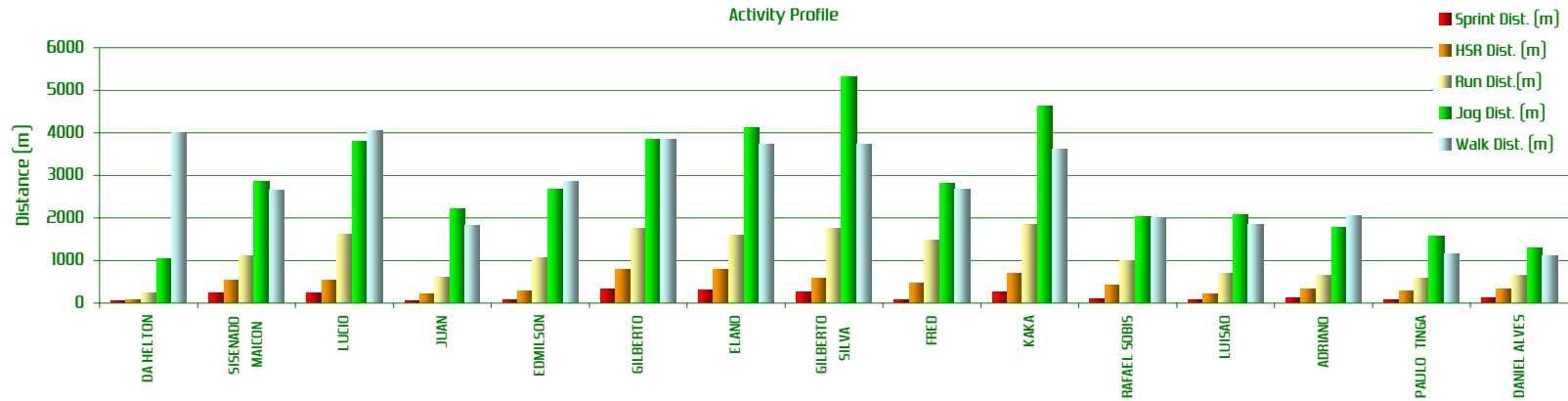
## Fitness Data Analysis - Graphs

Total Distance Covered

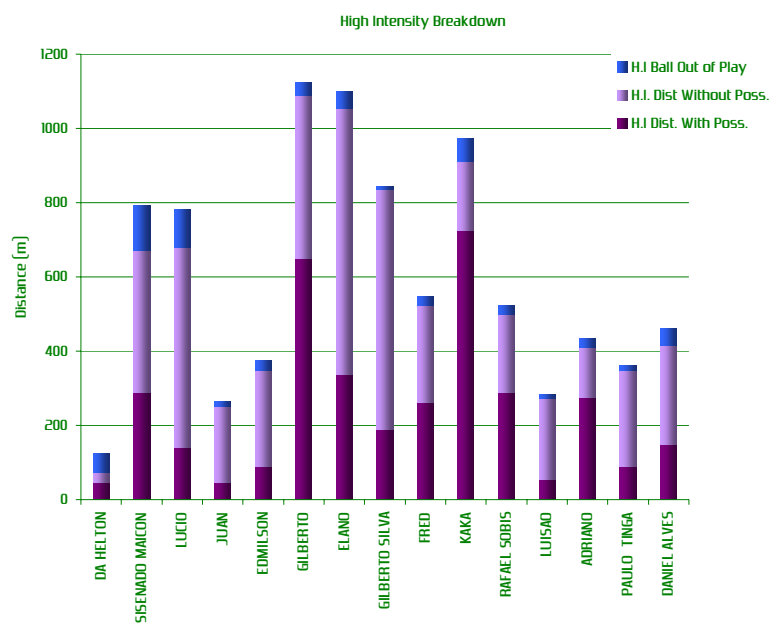


High Intensity Distance Covered





## Fitness Data Analysis - High Intensity (With/Without Possession)



	High Intensity Activity [metres]			
	Total H.I. Distance	H.I. Dist. With Poss.	H.I. Dist Without Poss.	H.I Ball Out of Play
DA HELTON	124	47	28	50
SISENADO MAICON	792	288	383	121
LUCIO	783	139	540	104
JUAN	265	44	206	15
EDMILSON	376	89	257	30
GILBERTO	1123	648	441	34
ELANO	1101	339	715	47
GILBERTO SILVA	845	190	644	12
FRED	549	261	262	26
KAKA	974	724	189	62
RAFAEL SOBIS	525	288	212	25
LUISAO	284	55	217	12
ADRIANO	435	274	136	26
PAULO TINGA	360	89	260	11
DANIEL ALVES	462	148	268	47



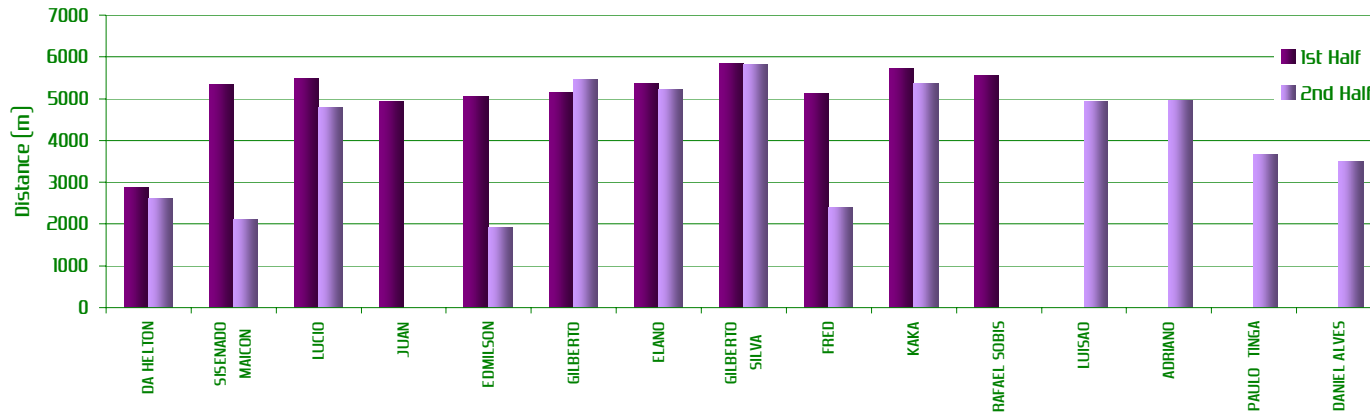
## Fitness Data Analysis - Half v Half

	1st Half						2nd Half										
	1st Half	Activity Profile			Activity Profile			2nd Half	Activity Profile			Activity Profile					
		High Intensity		Low Intensity			High Intensity		Low Intensity			Low Intensity					
	Sprint Dist	HSR Dist	Run Dist	Jog Dist	Walk Dist		Sprint Dist	HSR Dist	Run Dist	Jog Dist	Walk Dist		Sprint Dist	HSR Dist	Run Dist	Jog Dist	Walk Dist
DA HELTON	2876.56	27.82	33.3	174.85	591.08	2021.92	2620.47	11	52.17	75.84	460.1	1989.75					
SISENADO MAICON	5352.32	225.9	427.86	790.02	2037.12	1860.63	2099.07	22.69	115.58	333.36	817.53	807.57					
LUCIO	5491.04	118.99	293.25	972.69	2112.12	1988.34	4782.26	116.47	254.11	639.05	1682.61	2076.94					
JUAN	4933.59	51.66	213.12	612.71	2217.61	1825.87	0	0	0	0	0	0					
EDMILSON	5057.46	76.75	219.75	790.15	1918.29	2042.9	1907.83	3.77	75.52	262.85	754.15	809.25					
GILBERTO	5148.98	157.22	351.08	862.21	1853.23	1914.33	5460.81	183.44	431.71	897.39	2005.98	1931.66					
ELANO	5357.27	196.24	441.94	783.29	2106.17	1816.5	5225.43	114.97	347.59	805.06	2027.13	1916.57					
GILBERTO SILVA	5839.45	165.64	241.79	939.75	2673.91	1812.94	5818.95	93.05	344.95	805.95	2652.81	1910.41					
FRED	5118.34	44.95	326.32	1019.3	1922	1790.03	2409.1	37.3	140.51	457.02	883.96	881.94					
KAKA	5733.77	133.84	368.2	1057.36	2386.14	1780.28	5355.35	133.29	338.49	782.69	2252.44	1835.88					
RAFAEL SOBIS	5563.07	105.07	419.86	1004.89	2028.08	1996.06	0	0	0	0	0	0					
LUISAO	0	0	0	0	0	0	4936.95	78.99	204.97	713.18	2070.39	1852.33					
ADRIANO	0	0	0	0	0	0	4955.55	118.57	316.52	666.87	1776.83	2061.55					
PAULO TINGA	0	0	0	0	0	0	3668.21	83.66	276.54	573.17	1566.96	1159.91					
DANIEL ALVES	0	0	0	0	0	0	3504.87	131.74	330.54	642.18	1294.74	1096.22					

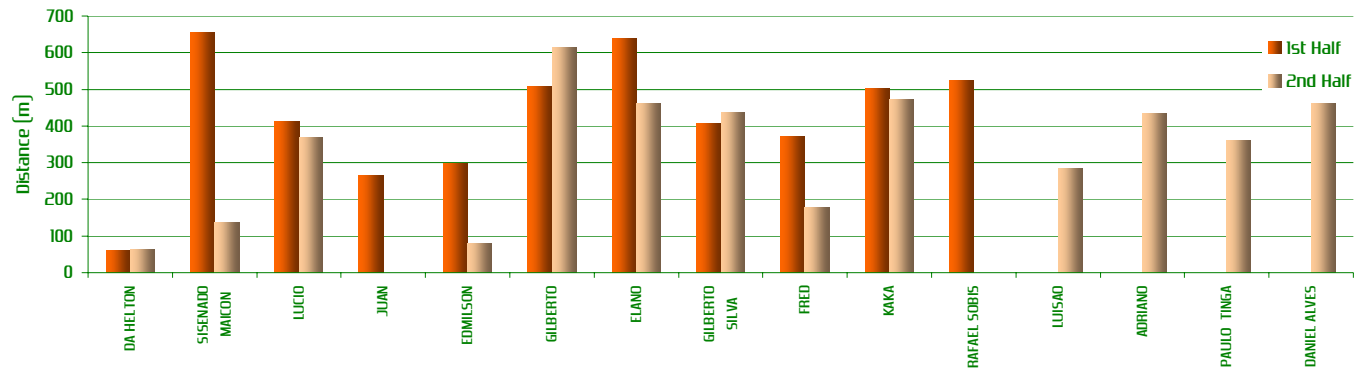


## Fitness Data Analysis - Half v Half

Distance Covered

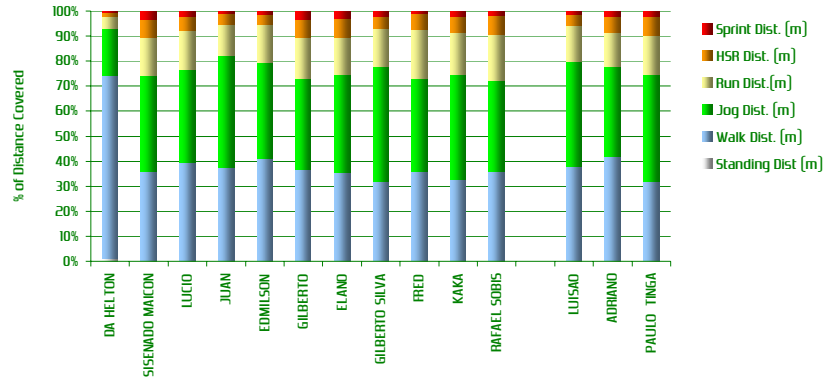


High Intensity

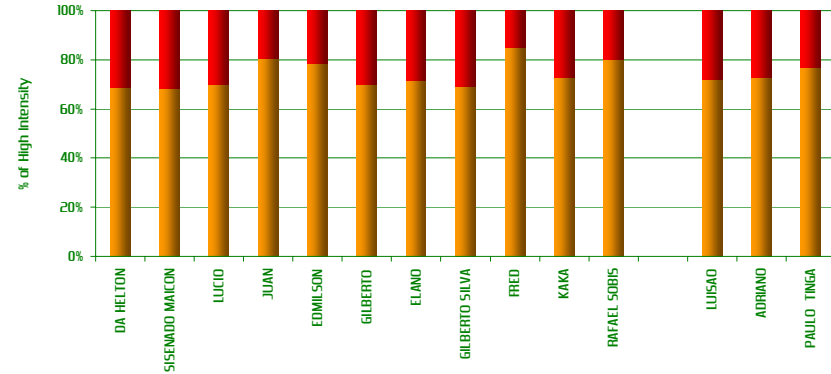


## Fitness Data Analysis - Activity Ratios

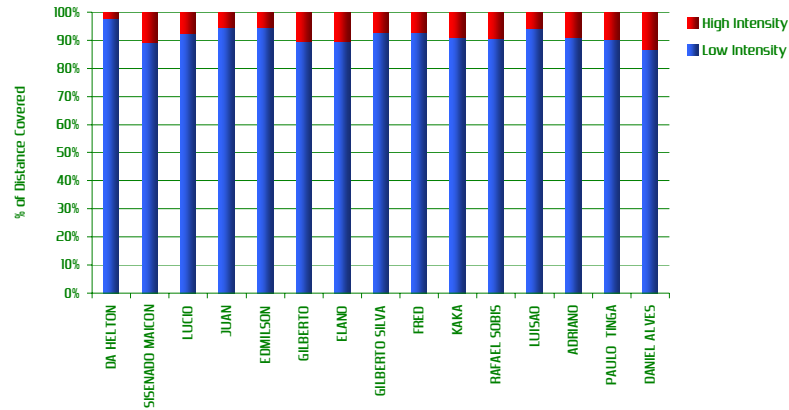
Activity Ratios - Total Distance



Activity Ratios - High Intensity



Activity Ratios - High/Low Intensity



### High/Low Intensity Ratios

	High Intensity	Low Intensity	Ratio
DA HELTON	124	5373	0.02
SISENADO MAICON	792	6659	0.12
LUCIO	783	9490	0.08
JUAN	265	4669	0.06
EDMILSON	376	6589	0.06
GILBERTO	1123	9486	0.12
ELANO	1101	9482	0.12
GILBERTO SILVA	845	10813	0.08
FRED	549	6978	0.08
KAKA	974	10115	0.10
RAFAEL SOBIS	525	5038	0.10
LUISAO	284	4653	0.06
ADRIANO	435	4520	0.10
PAULO TINGA	360	3308	0.11
DANIEL ALVES	462	3043	0.15

## ProZone Match Analysis

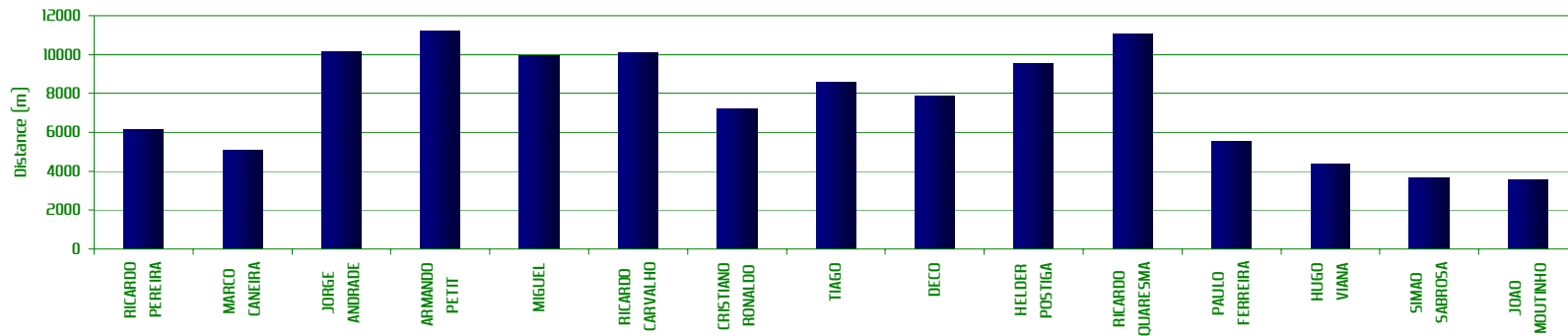
### Fitness Data Analysis (ex. Gk)

		Activity Profile										
		Mins Played	Total Distance (m)	Sprint Dist. (m)	HSR Dist. (m)	Run Dist.(m)	Jog Dist. (m)	Walk Dist. (m)	Standing Dist (m)	No. of Sprints	No. o H.I.Activities	H.I.Distance
Starting Line - Up	RICARDO PEREIRA	95	6154	19	55	200	1387	4447	47	5	16	74
	MARCO CANEIRA	46	5107	107	331	780	2013	1861	15	17	59	438
	JORGE ANDRADE	95	10147	118	403	1495	4246	3861	25	20	88	521
	ARMANDO PETIT	95	11194	140	698	1805	4906	3624	21	26	123	838
	MIGUEL	95	9930	340	694	1413	3388	4063	31	45	108	1034
	RICARDO CARVALHO	91	10095	172	479	1262	4126	4037	18	23	93	651
	CRISTIANO RONALDO	64	7186	305	425	851	2637	2958	10	28	71	730
	TIAGO	69	8567	121	574	1546	3658	2657	11	24	102	695
	DECO	62	7848	160	551	1525	3279	2320	14	28	108	712
	HELDER POSTIGA	75	9540	275	906	2039	3651	2646	24	44	144	1181
Subs	RICARDO OUARESMA	95	11052	339	898	1563	4085	4149	18	53	147	1236
	PAULO FERREIRA	48	5542	123	332	734	2300	2044	10	15	57	455
	HUGO VIANA	33	4359	122	418	811	1795	1205	7	28	92	540
	SIMAO SABROSA	31	3678	164	316	590	1341	1262	6	26	63	480
	JOAO MOUTINHO	26	3520	66	361	663	1537	889	4	13	71	427
Summary (Excluding Gk and SUBS)												
Total			90666	2076	5959	14279	35989	32176	187	308	1043	8036
Average			9067	208	596	1428	3599	3218	19	31	104	804
Maximum			11194	340	906	2039	4906	4149	31	53	147	1236
Minimum			5107	107	331	780	2013	1861	10	17	59	438

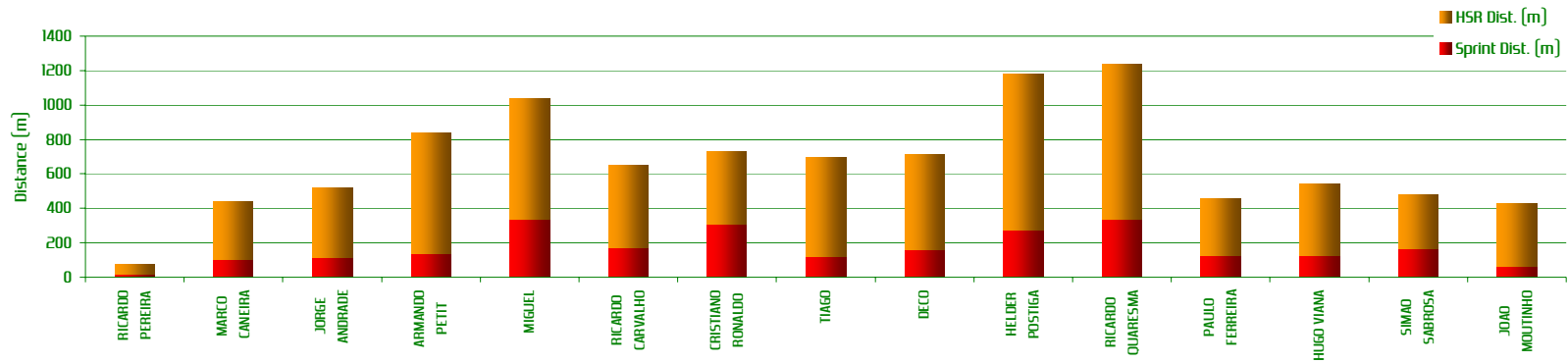


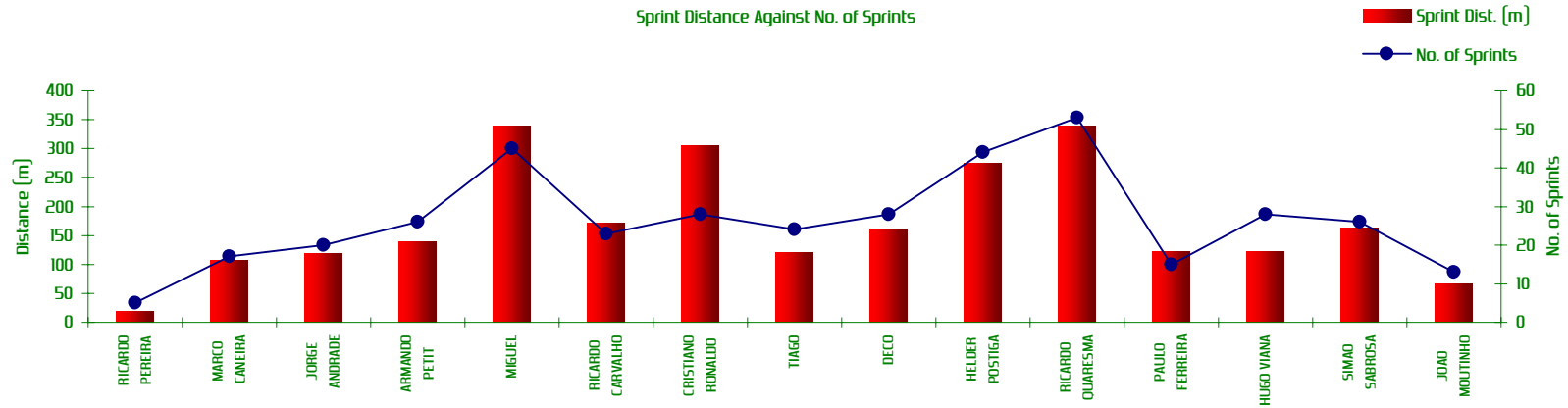
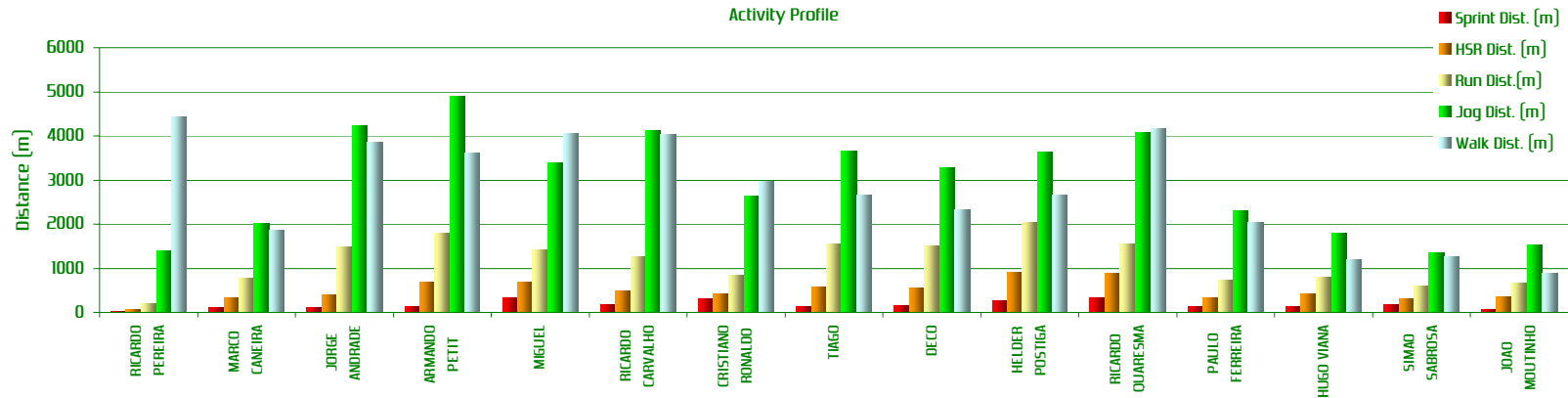
## Fitness Data Analysis - Graphs

Total Distance Covered



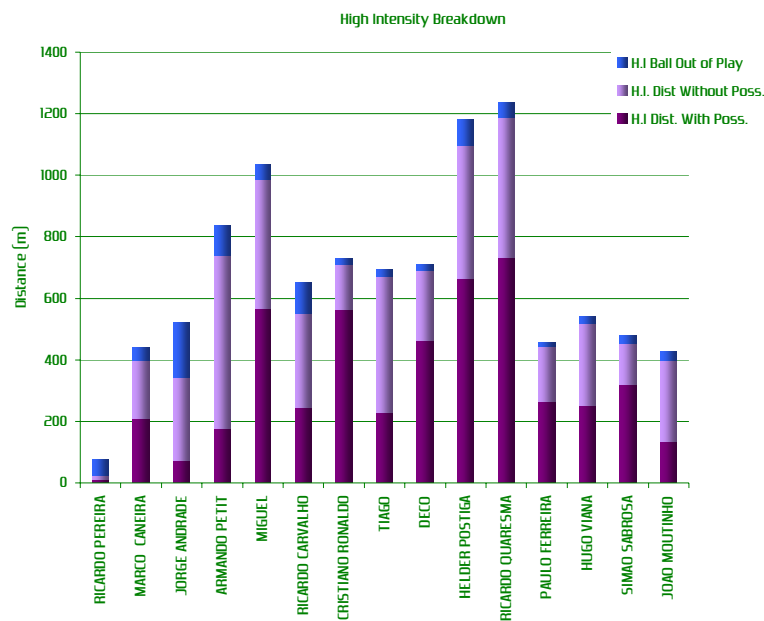
High Intensity Distance Covered







## Fitness Data Analysis - High Intensity (With/Without Possession)



	High Intensity Activity [metres]			
	Total H.I. Distance	H.I. Dist. With Poss.	H.I. Dist Without Poss.	H.I Ball Out of Play
RICARDO PEREIRA	74	12	13	49
MARCO CANEIRA	438	209	190	40
JORGE ANDRADE	521	72	271	177
ARMANDO PETIT	838	178	562	98
MIGUEL	1034	566	420	48
RICARDO CARVALHO	651	247	305	99
CRISTIANO RONALDO	730	563	148	19
TIAGO	695	228	443	24
DECO	712	463	227	21
HELDER POSTIGA	1181	664	432	85
RICARDO QUARESMA	1236	731	457	49
PAULO FERREIRA	455	264	179	12
HUGO VIANA	540	252	265	23
SIMAO SABROSA	480	320	133	27
JOAO MOUTINHO	427	136	261	30



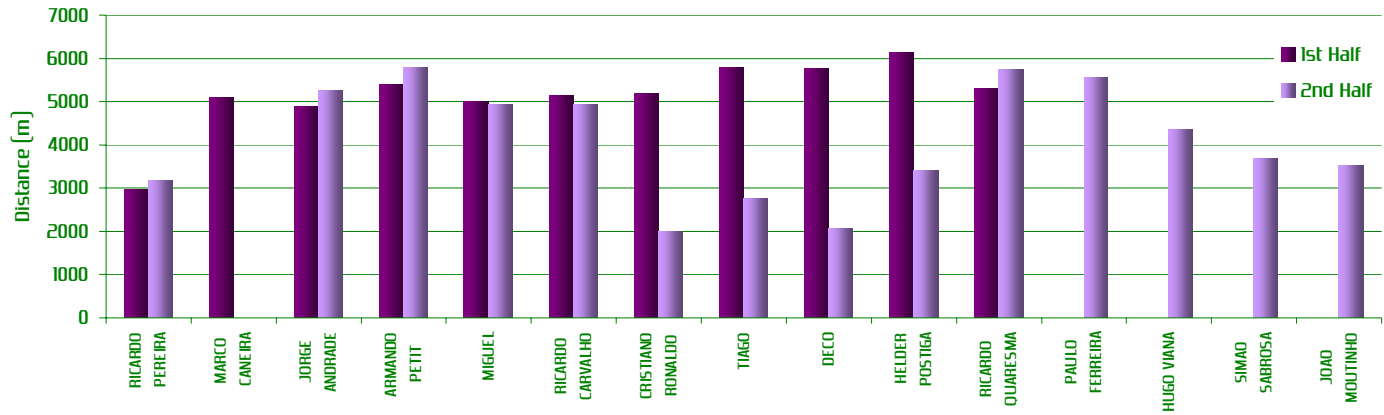
	1st Half						2nd Half										
	1st Half	Activity Profile			Activity Profile			2nd Half	Activity Profile			Activity Profile					
		High Intensity		Low Intensity			High Intensity		Low Intensity			Low Intensity					
	Sprint Dist	HSR Dist	Run Dist	Jog Dist	Walk Dist		Sprint Dist	HSR Dist	Run Dist	Jog Dist	Walk Dist		Sprint Dist	HSR Dist	Run Dist	Jog Dist	Walk Dist
RICARDO PEREIRA	2972.1	11.56	30.31	81.37	608.48	2218.14	3182.16	7.35	24.88	118.81	778.04	2228.58					
MARCO CANEIRA	5106.94	106.9	331.12	780.38	2012.72	1860.64	0	0	0	0	0	0					
JORGE ANDRADE	4898.87	25.5	156.49	752.11	2057.07	1895.41	5248.09	92.4	246.24	742.79	2189.12	1965.2					
ARMANDO PETIT	5397.14	49.87	324.1	892.43	2390.95	1727.09	5797.22	90.43	373.96	912.18	2515.38	1896.79					
MIGUEL	4996.76	158.04	384.89	767.23	1680.02	1993.47	4932.76	181.66	309.55	645.77	1707.51	2069.99					
RICARDO CARVALHO	5151.44	109.67	237.42	665.15	2054.62	2075.91	4943.11	61.82	241.72	597.02	2071.54	1961.16					
CRISTIANO RONALDO	5181.18	226.2	324.19	614.73	1913.82	2093.27	2004.84	79.21	100.55	235.85	723.22	865.08					
TIAGO	5801.54	94.64	361.22	1017.06	2572.6	1747.36	2765.7	26.11	212.98	528.46	1085.75	909.99					
DECO	5769.28	118.06	450.5	1126.36	2343.15	1718.4	2078.83	42.12	100.91	398.26	935.53	601.13					
HELDER POSTIGA	6124.38	157.31	642.76	1403.27	2307.27	1602.39	3415.88	117.65	263.19	636.21	1343.51	1043.13					
RICARDO OJARESMA	5316.13	142.6	452.6	713.83	1952.52	2046.66	5735.83	196.08	445.07	849.48	2132.35	2102.67					
PAULO FERREIRA	0	0	0	0	0	0	5542.3	122.5	332.04	734.27	2300.42	2043.5					
HUGO VIANA	0	0	0	0	0	0	4358.51	122.33	417.99	810.68	1795.09	1205.08					
SIMAO SABROSA	0	0	0	0	0	0	3678.49	164.08	315.74	589.79	1341.09	1261.68					
JOAO MOUTINHO	0	0	0	0	0	0	3519.83	65.6	361.07	663.41	1536.6	889.13					



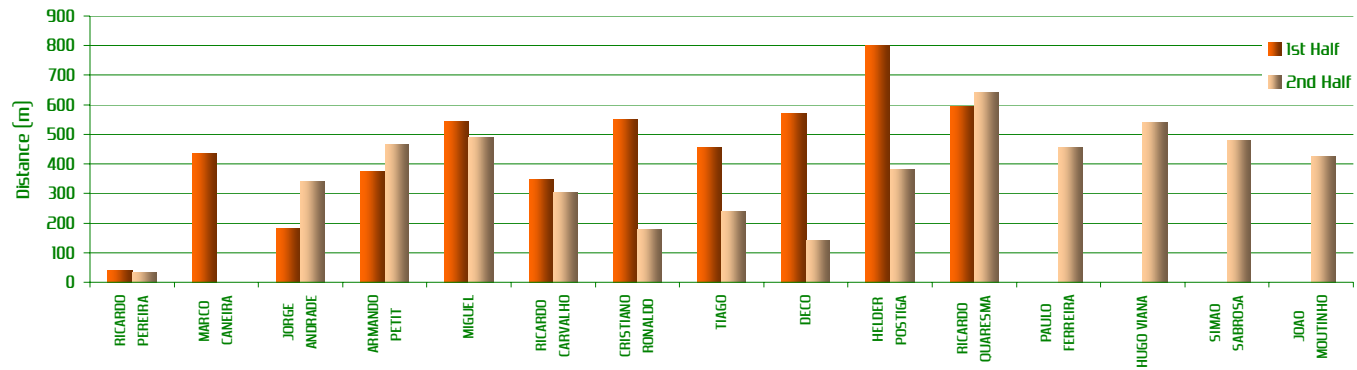


## Fitness Data Analysis - Half v Half

Distance Covered



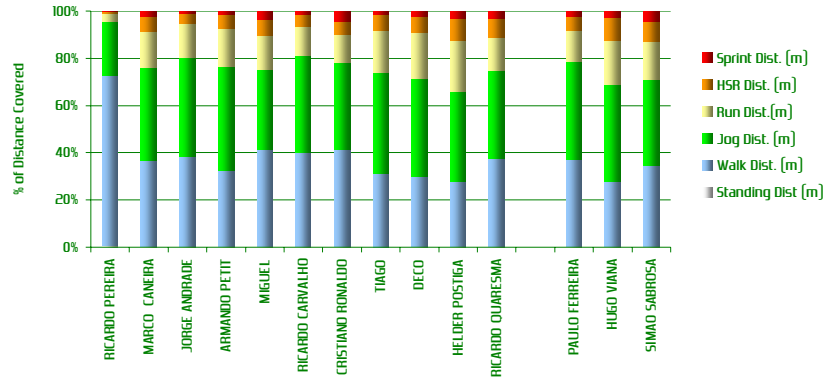
High Intensity



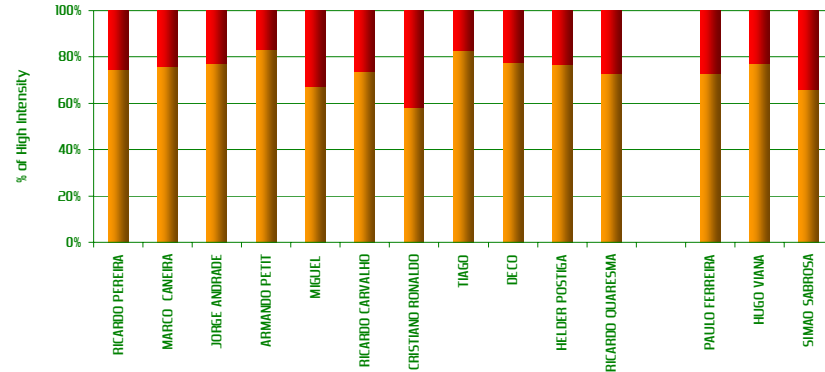


Fitness Data Analysis - Activity Ratios

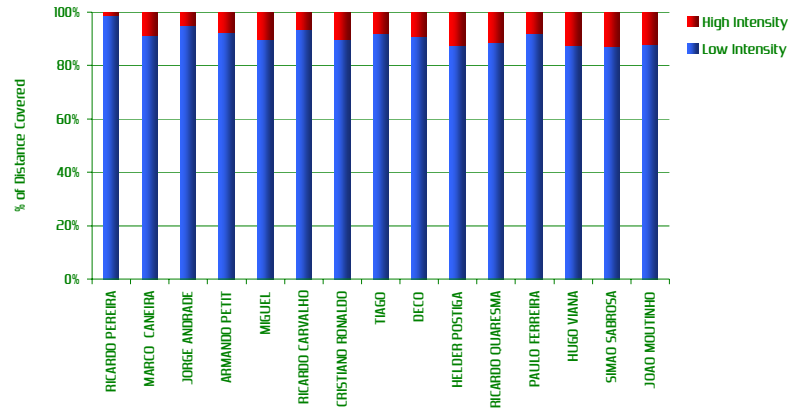
Activity Ratios - Total Distance



Activity Ratios - High Intensity



Activity Ratios - High/Low Intensity



High/Low Intensity Ratios

	High Intensity	Low Intensity	Ratio
RICARDO PEREIRA	74	6080	0.01
MARCO CANEIRA	438	4669	0.09
JORGE ANDRADE	521	9626	0.05
ARMANDO PETIT	838	10356	0.08
MIGUEL	1034	8895	0.12
RICARDO CARVALHO	651	9444	0.07
CRISTIANO RONALDO	730	6456	0.11
TIAGO	695	7872	0.09
DECO	712	7137	0.10
HELDER POSTIGA	1181	8359	0.14
RICARDO OUARESMA	1236	9816	0.13
PAULO FERREIRA	455	5088	0.09
HUGO VIANA	540	3818	0.14
SIMAO SABROSA	480	3199	0.15
JOAO MOUTINHO	427	3093	0.14